Indoor Luminaire Photometric Data

Description Information

Luminary Name: 55252		Lum. Catelog:	Test ID:
Lamp Name:		Lamp Catelog:	Test Date: 2021/03/15
Manufacture:		Shld.Ang(°):	Test Machine:GON-2000
Test Lab:		Frequency(Hz):	Lamp CCT(K): 3000 Ra:
Lum.Size(W*L*H):0.050m*-0.050m*0.000m		Lum.Area(m2):0.002	Lum.W(kg): 0.000
Test System: C, γ	Test Step: C=30.0 γ=1.0	Temp.(℃): 25	Humidity(%):

Character Parameter

Lamp Speciality Parameter	Luminaire Speciality Parameter	
Rated Flux(lm): 1000.000	Luminary Flux(lm): 1.401	Field Angle(10%Imax): 84.9(°)
Rated Power(W):	Luminary Efficiency: 0.14%	Down Lumens&Percent: 1.401lm 100.00%
Rated Voltage(V): 24	Luminary EER(lm/W): 0.552	Up Lumens&Percent: 0.000lm 0.00%
Tested Power(W): 2.537	Max.Candela(cd): 1.770	S/MH: C0_a180=0.851 C90_270=0.833
Lamps' Inside: 1	Max Cand@Ang.(°): C=180.0 γ=7.0	CIE Type: Semi-Direct
Tested Electrics(V,A,pf):24.0,0.105	Beam Angle(50%Imax): 54.4(°)	ErP Φuse(90°): 1.400lm
Lamp Size(W*L*H):0.050m*-0.050m*0.000m	Left=-25.1°,Right=29.3°	IRF(%): 277.521

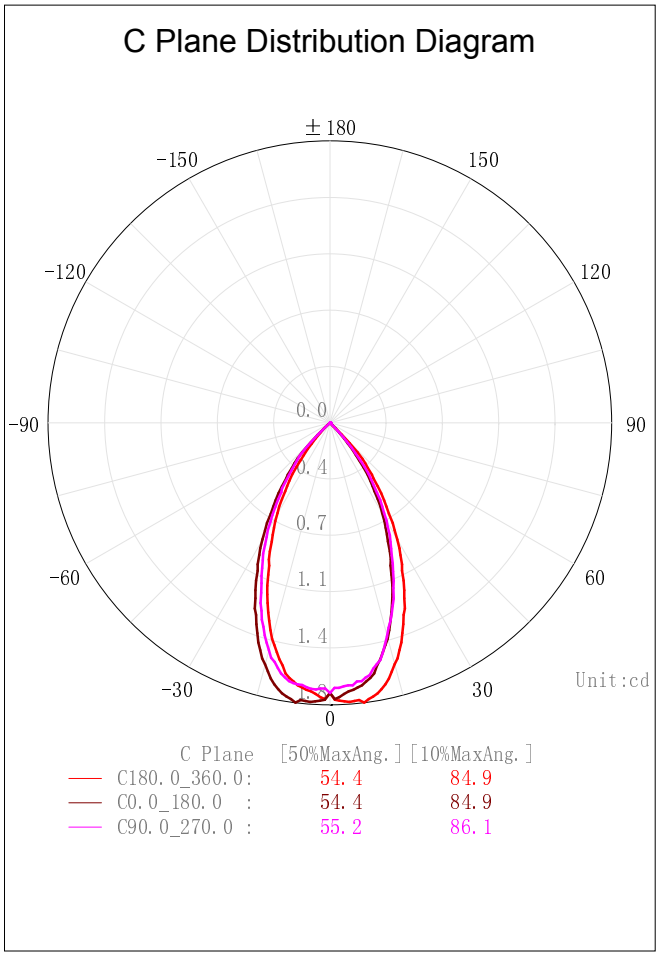

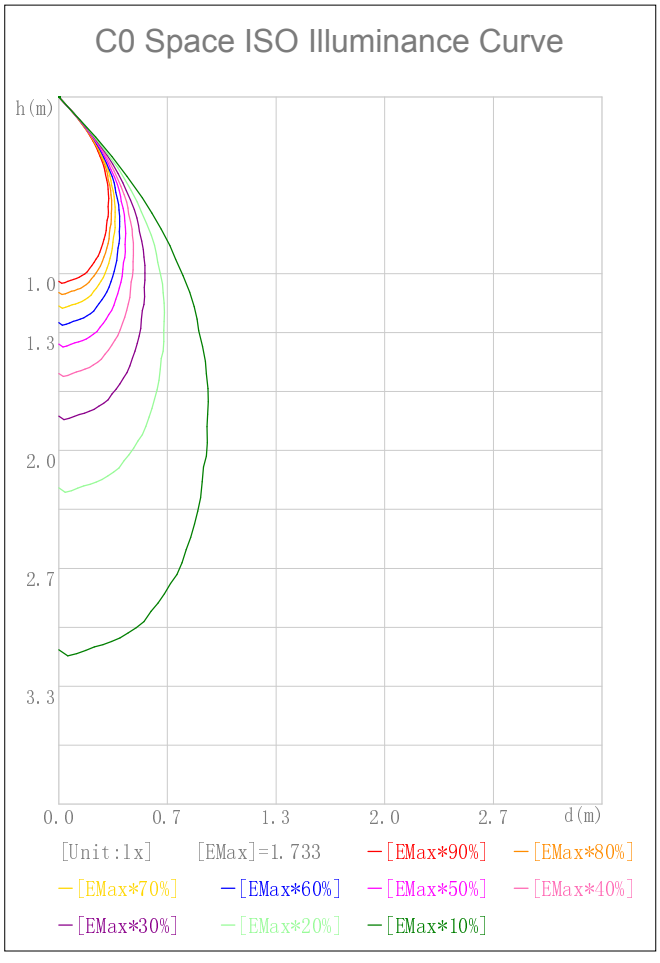

IES Indoor Report
Photometric Filename:UL-3W-FX-0300-I.IES

2D Plane Light Intensity Distribution Curve

Lum.Name: 55252	Lum.Catelog:	Test ID:
Lamp Name:	Lamp Catelog:	Test Lab:
Manufacture:	Test Machine:GON-2000	Test Date: 2021/03/15

C Plane Distribution Diagram

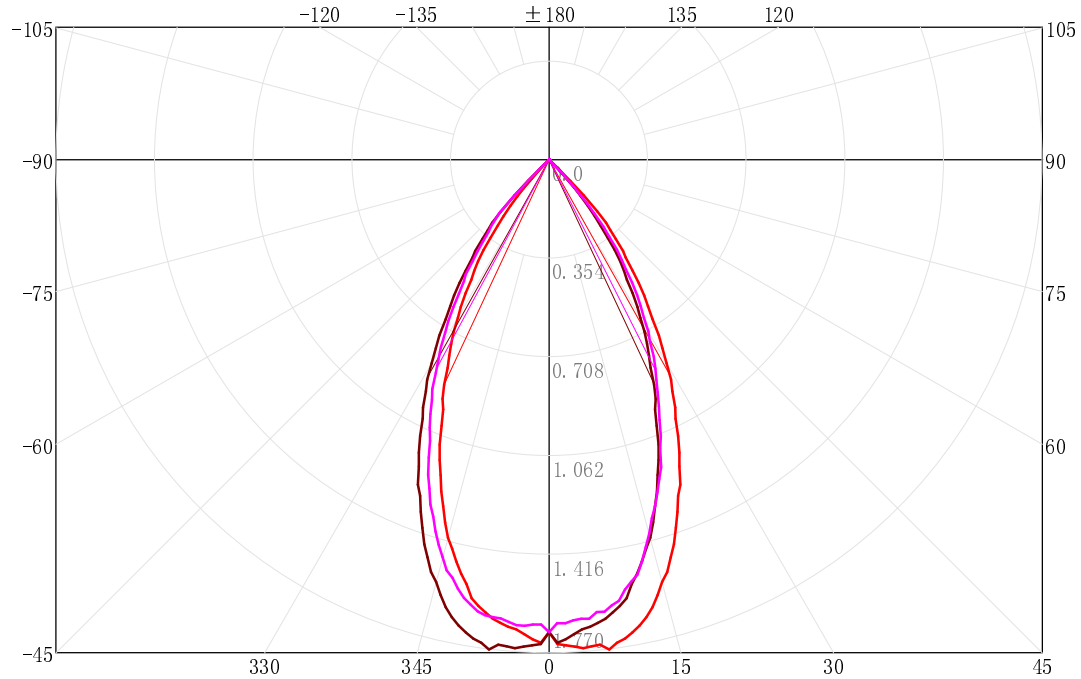

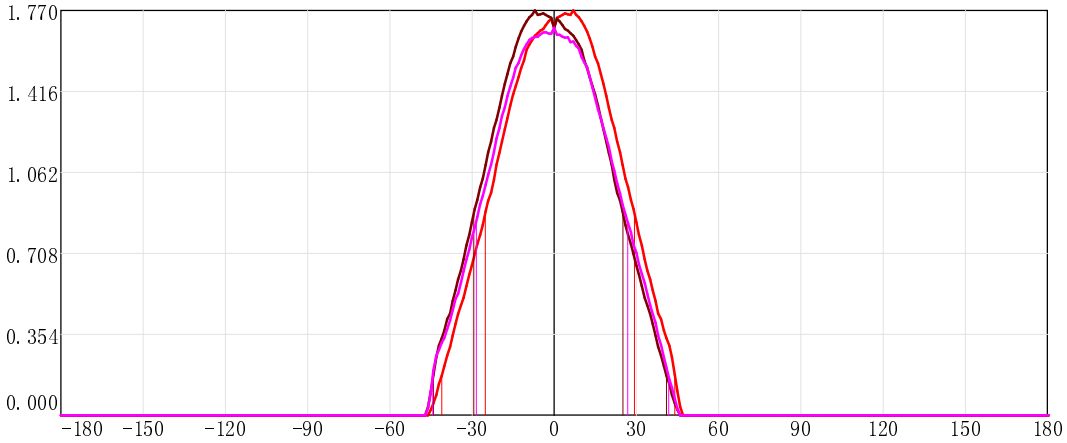

C Plane	[50%MaxAng.]	[10%MaxAng.]	Unit:cd
C180.0_360.0:	54.4	84.9	
C0.0_180.0 :	54.4	84.9	
C90.0_270.0 :	55.2	86.1	

IES Indoor Report
Photometric Filename:UL-3W-FX-0300-I.IES

3D Light Intensity Distribution Modal

Lum.Name: 55252	Lum.Catelog:	Test ID:
Lamp Name:	Lamp Catelog:	Test Lab:
Manufacture:	Test Machine:GON-2000	Test Date: 2021/03/15

3D Light Intensity Distribution Modal

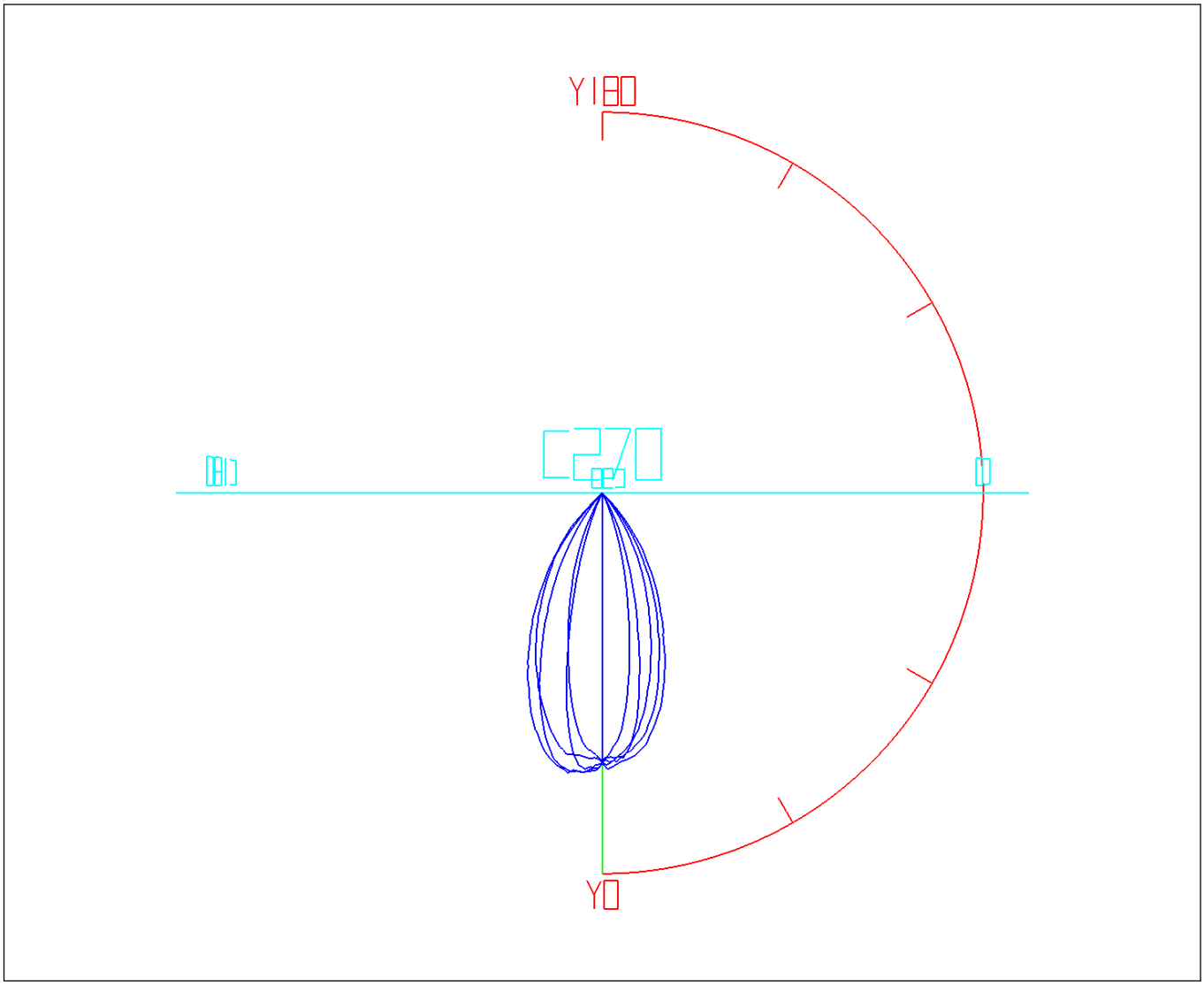

Curves: 3D Model Fixture Vert. HUD Hori. HUD

View Angles: Orient:0 Tilt:0 Roll:0 Spin:0

IES Indoor Report
Photometric Filename:UL-3W-FX-0300-I.IES

Zonal Flux Tabulation

Zone(γ)	Zone Flux (lm)	Sums Flux (lm)	Zone%Lamp	Sums%Lamp	Zone(γ)	Zone Flux (lm)	Sums Flux (lm)	Zone%Lamp	Sums%Lamp
0.0-1.0	0.00	0.00	0.00	0.00	47.0-48.0	0.00	1.40	0.00	0.14
1.0-2.0	0.00	0.01	0.00	0.00	48.0-49.0	0.00	1.40	0.00	0.14
2.0-3.0	0.01	0.01	0.00	0.00	49.0-50.0	0.00	1.40	0.00	0.14
3.0-4.0	0.01	0.03	0.00	0.00	50.0-51.0	0.00	1.40	0.00	0.14
4.0-5.0	0.01	0.04	0.00	0.00	51.0-52.0	0.00	1.40	0.00	0.14
5.0-6.0	0.02	0.06	0.00	0.01	52.0-53.0	0.00	1.40	0.00	0.14
6.0-7.0	0.02	0.08	0.00	0.01	53.0-54.0	0.00	1.40	0.00	0.14
7.0-8.0	0.02	0.10	0.00	0.01	54.0-55.0	0.00	1.40	0.00	0.14
8.0-9.0	0.03	0.13	0.00	0.01	55.0-56.0	0.00	1.40	0.00	0.14
9.0-10.0	0.03	0.16	0.00	0.02	56.0-57.0	0.00	1.40	0.00	0.14
10.0-11.0	0.03	0.19	0.00	0.02	57.0-58.0	0.00	1.40	0.00	0.14
11.0-12.0	0.03	0.22	0.00	0.02	58.0-59.0	0.00	1.40	0.00	0.14
12.0-13.0	0.04	0.26	0.00	0.03	59.0-60.0	0.00	1.40	0.00	0.14
13.0-14.0	0.04	0.30	0.00	0.03	60.0-61.0	0.00	1.40	0.00	0.14
14.0-15.0	0.04	0.34	0.00	0.03	61.0-62.0	0.00	1.40	0.00	0.14
15.0-16.0	0.04	0.38	0.00	0.04	62.0-63.0	0.00	1.40	0.00	0.14
16.0-17.0	0.04	0.43	0.00	0.04	63.0-64.0	0.00	1.40	0.00	0.14
17.0-18.0	0.04	0.47	0.00	0.05	64.0-65.0	0.00	1.40	0.00	0.14
18.0-19.0	0.05	0.51	0.00	0.05	65.0-66.0	0.00	1.40	0.00	0.14
19.0-20.0	0.05	0.56	0.00	0.06	66.0-67.0	0.00	1.40	0.00	0.14
20.0-21.0	0.05	0.61	0.00	0.06	67.0-68.0	0.00	1.40	0.00	0.14
21.0-22.0	0.05	0.65	0.00	0.07	68.0-69.0	0.00	1.40	0.00	0.14
22.0-23.0	0.05	0.70	0.00	0.07	69.0-70.0	0.00	1.40	0.00	0.14
23.0-24.0	0.05	0.74	0.00	0.07	70.0-71.0	0.00	1.40	0.00	0.14
24.0-25.0	0.05	0.79	0.00	0.08	71.0-72.0	0.00	1.40	0.00	0.14
25.0-26.0	0.04	0.83	0.00	0.08	72.0-73.0	0.00	1.40	0.00	0.14
26.0-27.0	0.04	0.88	0.00	0.09	73.0-74.0	0.00	1.40	0.00	0.14
27.0-28.0	0.04	0.92	0.00	0.09	74.0-75.0	0.00	1.40	0.00	0.14
28.0-29.0	0.04	0.96	0.00	0.10	75.0-76.0	0.00	1.40	0.00	0.14
29.0-30.0	0.04	1.00	0.00	0.10	76.0-77.0	0.00	1.40	0.00	0.14
30.0-31.0	0.04	1.04	0.00	0.10	77.0-78.0	0.00	1.40	0.00	0.14
31.0-32.0	0.04	1.08	0.00	0.11	78.0-79.0	0.00	1.40	0.00	0.14
32.0-33.0	0.04	1.12	0.00	0.11	79.0-80.0	0.00	1.40	0.00	0.14
33.0-34.0	0.03	1.15	0.00	0.12	80.0-81.0	0.00	1.40	0.00	0.14
34.0-35.0	0.03	1.19	0.00	0.12	81.0-82.0	0.00	1.40	0.00	0.14
35.0-36.0	0.03	1.22	0.00	0.12	82.0-83.0	0.00	1.40	0.00	0.14
36.0-37.0	0.03	1.25	0.00	0.12	83.0-84.0	0.00	1.40	0.00	0.14
37.0-38.0	0.03	1.27	0.00	0.13	84.0-85.0	0.00	1.40	0.00	0.14
38.0-39.0	0.02	1.30	0.00	0.13	85.0-86.0	0.00	1.40	0.00	0.14
39.0-40.0	0.02	1.32	0.00	0.13	86.0-87.0	0.00	1.40	0.00	0.14
40.0-41.0	0.02	1.34	0.00	0.13	87.0-88.0	0.00	1.40	0.00	0.14
41.0-42.0	0.02	1.36	0.00	0.14	88.0-89.0	0.00	1.40	0.00	0.14
42.0-43.0	0.01	1.37	0.00	0.14	89.0-90.0	0.00	1.40	0.00	0.14
43.0-44.0	0.01	1.38	0.00	0.14	90.0-91.0	0.00	1.40	0.00	0.14
44.0-45.0	0.01	1.39	0.00	0.14	91.0-92.0	0.00	1.40	0.00	0.14
45.0-46.0	0.00	1.40	0.00	0.14	92.0-93.0	0.00	1.40	0.00	0.14
46.0-47.0	0.00	1.40	0.00	0.14	93.0-94.0	0.00	1.40	0.00	0.14

IES Indoor Report
Photometric Filename:UL-3W-FX-0300-I.IES

Zonal Flux Tabulation - (Cont.)

Zone(γ)	Zone Flux (lm)	Sums Flux (lm)	Zone%Lamp	Sums%Lamp
94.0-95.0	0.00	1.40	0.00	0.14
95.0-96.0	0.00	1.40	0.00	0.14
96.0-97.0	0.00	1.40	0.00	0.14
97.0-98.0	0.00	1.40	0.00	0.14
98.0-99.0	0.00	1.40	0.00	0.14
99.0-100.0	0.00	1.40	0.00	0.14
100.0-101.0	0.00	1.40	0.00	0.14
101.0-102.0	0.00	1.40	0.00	0.14
102.0-103.0	0.00	1.40	0.00	0.14
103.0-104.0	0.00	1.40	0.00	0.14
104.0-105.0	0.00	1.40	0.00	0.14
105.0-106.0	0.00	1.40	0.00	0.14
106.0-107.0	0.00	1.40	0.00	0.14
107.0-108.0	0.00	1.40	0.00	0.14
108.0-109.0	0.00	1.40	0.00	0.14
109.0-110.0	0.00	1.40	0.00	0.14
110.0-111.0	0.00	1.40	0.00	0.14
111.0-112.0	0.00	1.40	0.00	0.14
112.0-113.0	0.00	1.40	0.00	0.14
113.0-114.0	0.00	1.40	0.00	0.14
114.0-115.0	0.00	1.40	0.00	0.14
115.0-116.0	0.00	1.40	0.00	0.14
116.0-117.0	0.00	1.40	0.00	0.14
117.0-118.0	0.00	1.40	0.00	0.14
118.0-119.0	0.00	1.40	0.00	0.14
119.0-120.0	0.00	1.40	0.00	0.14
120.0-121.0	0.00	1.40	0.00	0.14
121.0-122.0	0.00	1.40	0.00	0.14
122.0-123.0	0.00	1.40	0.00	0.14
123.0-124.0	0.00	1.40	0.00	0.14
124.0-125.0	0.00	1.40	0.00	0.14
125.0-126.0	0.00	1.40	0.00	0.14
126.0-127.0	0.00	1.40	0.00	0.14
127.0-128.0	0.00	1.40	0.00	0.14
128.0-129.0	0.00	1.40	0.00	0.14
129.0-130.0	0.00	1.40	0.00	0.14
130.0-131.0	0.00	1.40	0.00	0.14
131.0-132.0	0.00	1.40	0.00	0.14
132.0-133.0	0.00	1.40	0.00	0.14
133.0-134.0	0.00	1.40	0.00	0.14
134.0-135.0	0.00	1.40	0.00	0.14
135.0-136.0	0.00	1.40	0.00	0.14
136.0-137.0	0.00	1.40	0.00	0.14
137.0-138.0	0.00	1.40	0.00	0.14
138.0-139.0	0.00	1.40	0.00	0.14
139.0-140.0	0.00	1.40	0.00	0.14
140.0-141.0	0.00	1.40	0.00	0.14
141.0-142.0	0.00	1.40	0.00	0.14
142.0-143.0	0.00	1.40	0.00	0.14
143.0-144.0	0.00	1.40	0.00	0.14
144.0-145.0	0.00	1.40	0.00	0.14
145.0-146.0	0.00	1.40	0.00	0.14
146.0-147.0	0.00	1.40	0.00	0.14
147.0-148.0	0.00	1.40	0.00	0.14
148.0-149.0	0.00	1.40	0.00	0.14
149.0-150.0	0.00	1.40	0.00	0.14
150.0-151.0	0.00	1.40	0.00	0.14
151.0-152.0	0.00	1.40	0.00	0.14
152.0-153.0	0.00	1.40	0.00	0.14
153.0-154.0	0.00	1.40	0.00	0.14
154.0-155.0	0.00	1.40	0.00	0.14
155.0-156.0	0.00	1.40	0.00	0.14
156.0-157.0	0.00	1.40	0.00	0.14
157.0-158.0	0.00	1.40	0.00	0.14
158.0-159.0	0.00	1.40	0.00	0.14
159.0-160.0	0.00	1.40	0.00	0.14
160.0-161.0	0.00	1.40	0.00	0.14
161.0-162.0	0.00	1.40	0.00	0.14
162.0-163.0	0.00	1.40	0.00	0.14
163.0-164.0	0.00	1.40	0.00	0.14
164.0-165.0	0.00	1.40	0.00	0.14
165.0-166.0	0.00	1.40	0.00	0.14
166.0-167.0	0.00	1.40	0.00	0.14
167.0-168.0	0.00	1.40	0.00	0.14
168.0-169.0	0.00	1.40	0.00	0.14
169.0-170.0	0.00	1.40	0.00	0.14
170.0-171.0	0.00	1.40	0.00	0.14
171.0-172.0	0.00	1.40	0.00	0.14
172.0-173.0	0.00	1.40	0.00	0.14
173.0-174.0	0.00	1.40	0.00	0.14
174.0-175.0	0.00	1.40	0.00	0.14
175.0-176.0	0.00	1.40	0.00	0.14
176.0-177.0	0.00	1.40	0.00	0.14
177.0-178.0	0.00	1.40	0.00	0.14
178.0-179.0	0.00	1.40	0.00	0.14
179.0-180.0	0.00	1.40	0.00	0.14

IES Indoor Report
Photometric Filename:UL-3W-FX-0300-I.IES

Rectangle ISO Lighting Intensity Diagram

Lum.Name: 55252	Lum.Catelog:	Test ID:
Lamp Name:	Lamp Catelog:	Test Lab:
Manufacture:	Test Machine:GON-2000	Test Date: 2021/03/15

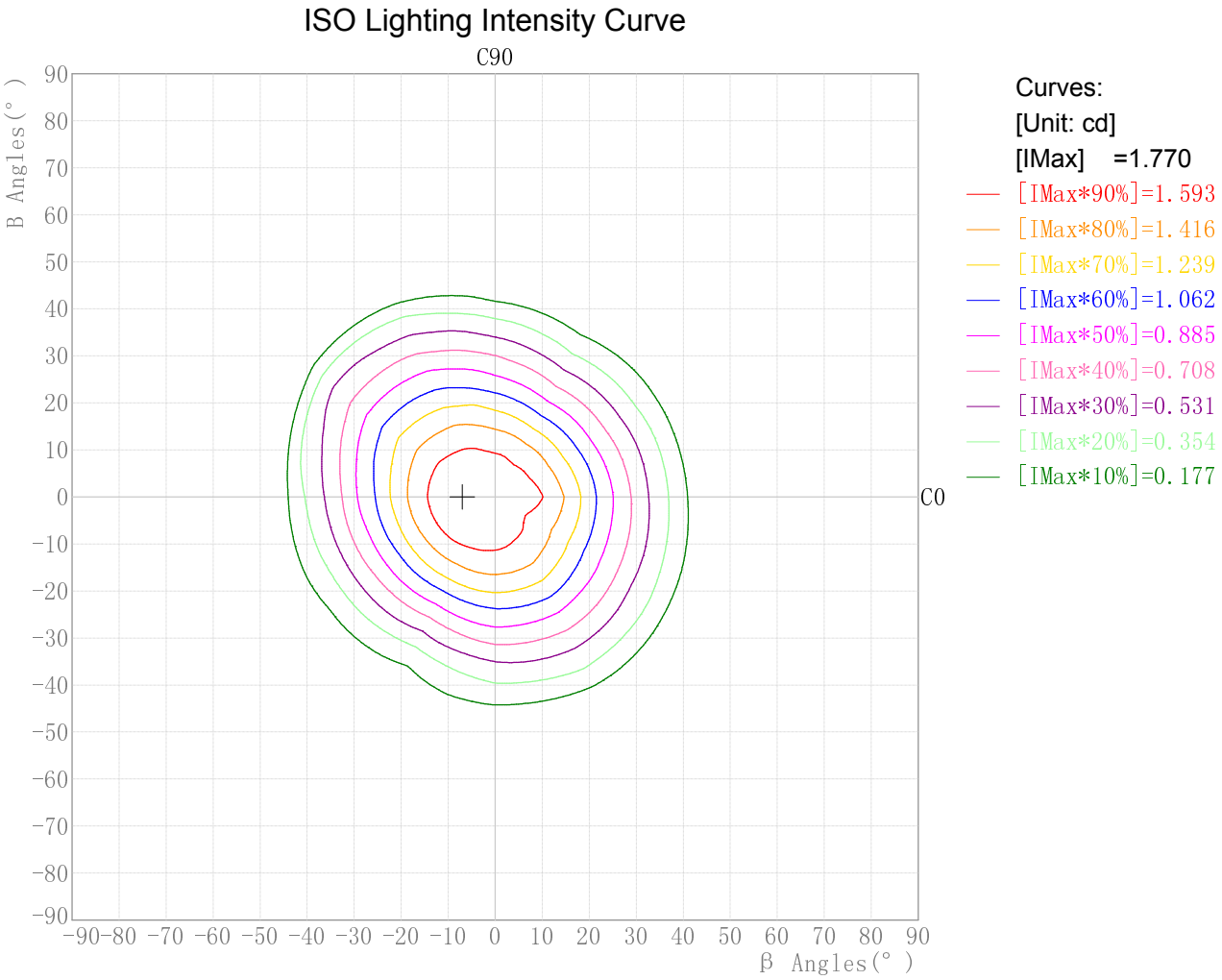

Maximum Light Intensity(cd): 1.77
Maximum Cand.@Angle: H=-7.0°,V=0.0°

IES Indoor Report
Photometric Filename:UL-3W-FX-0300-I.IES

Plane ISO-Illuminance Diagram

Lum.Name: 55252	Lum.Catelog:	Test ID:
Lamp Name:	Lamp Catelog:	Test Lab:
Manufacture:	Test Machine:GON-2000	Test Date: 2021/03/15

Plane ISO-Illuminance Curve

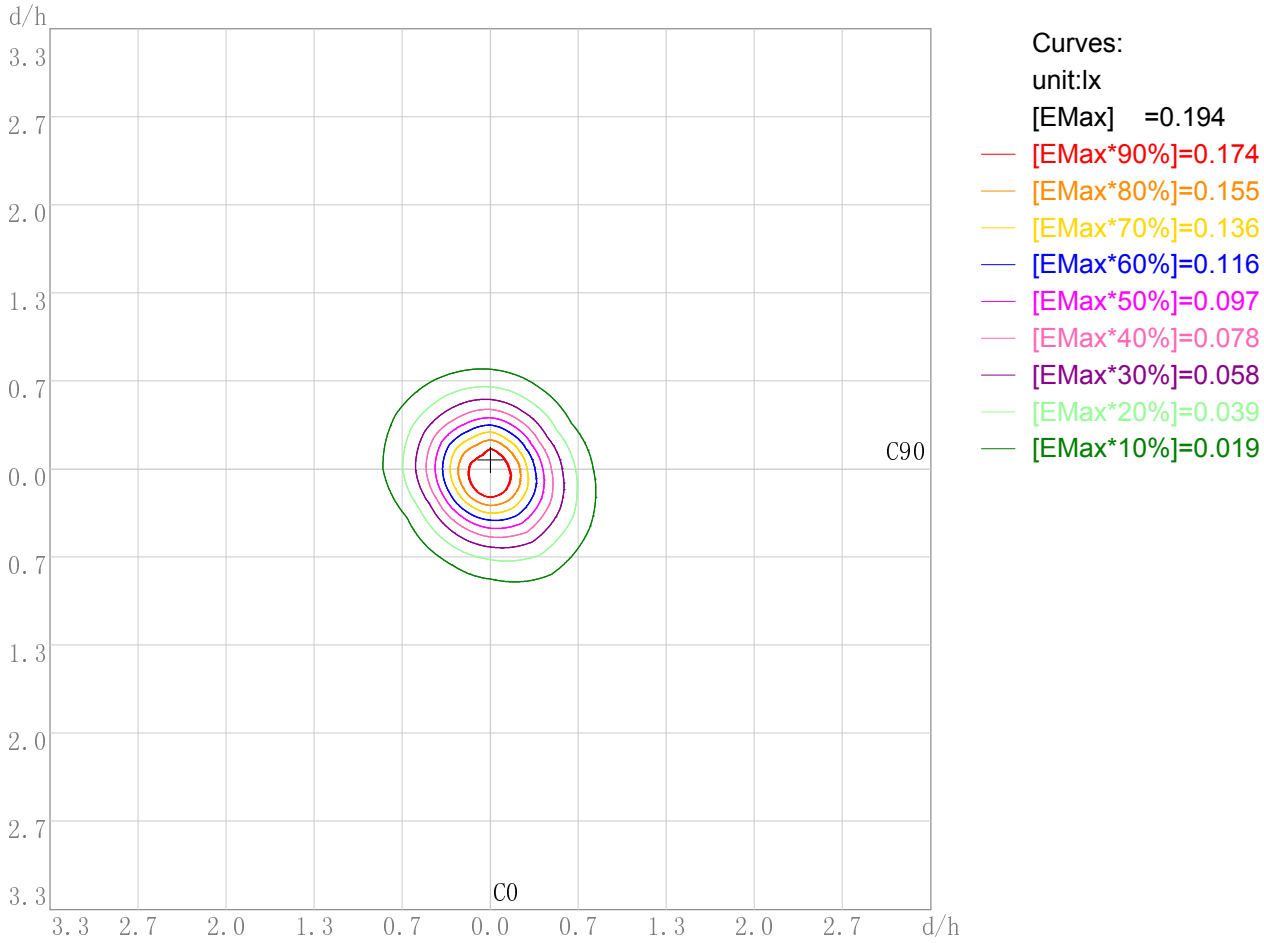

Working Plane Luminaire Mounting Height(m): 3.00
Working Plane Maximum Illuminance(lx): 0.19
Working Plane Maximum Illuminance Position(d/h):H0.0 V-0.1

IES Indoor Report
Photometric Filename:UL-3W-FX-0300-I.IES

3D Plane ISO Illuminance Diagram

Lum.Name: 55252	Lum.Catelog:	Test ID:
Lamp Name:	Lamp Catelog:	Test Lab:
Manufacture:	Test Machine:GON-2000	Test Date: 2021/03/15

3D Plane Illuminance Modal

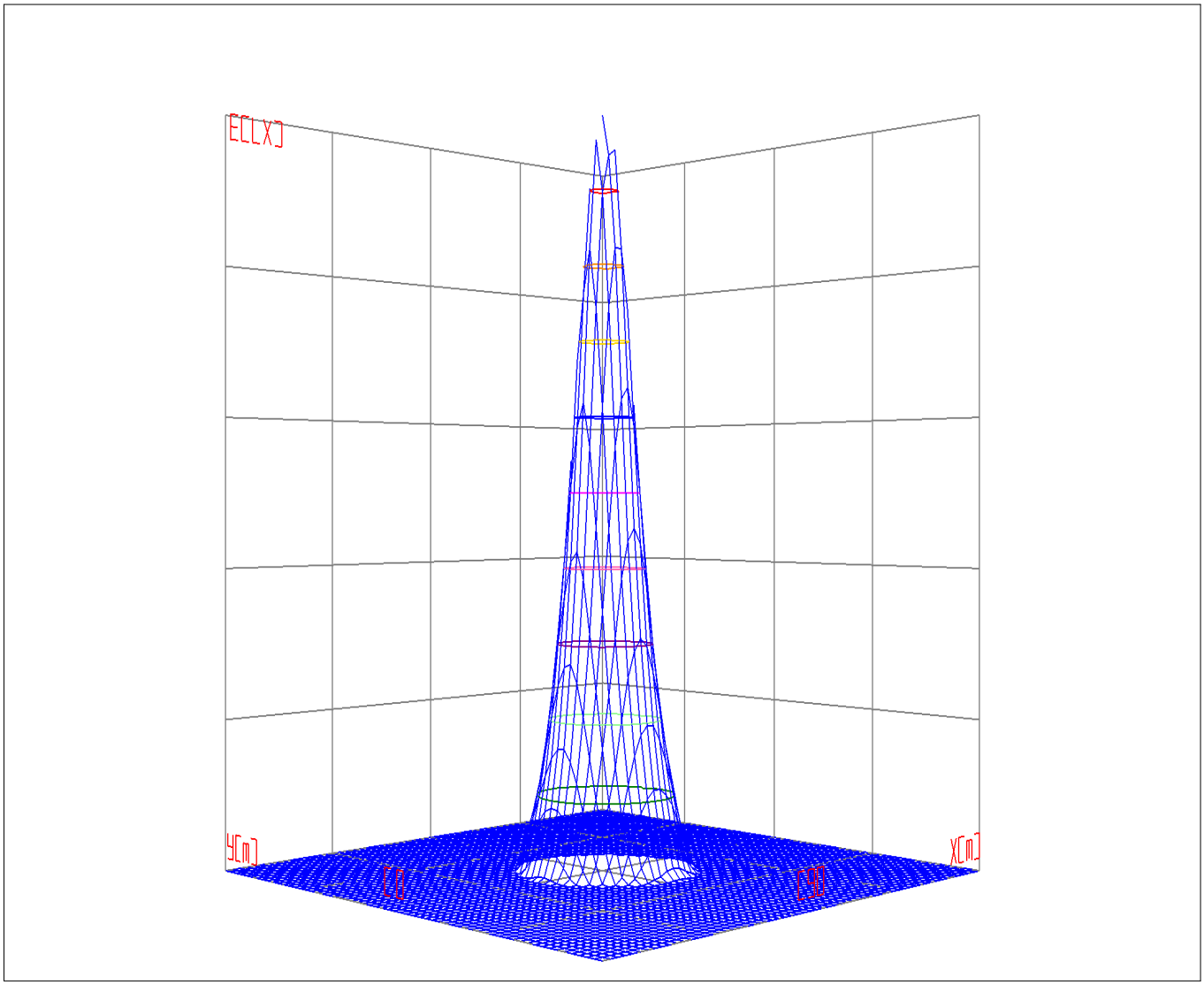

Curves: 3D Model 90% 80% 70% 60% 50% 40% 30% 20% 10%

View Angles(deg): 0 Height(m): 3.0 Distance(m): 10.0

IES Indoor Report
Photometric Filename:UL-3W-FX-0300-I.IES

Space ISO Illuminance Diagram

Lum.Name: 55252	Lum.Catelog:	Test ID:
Lamp Name:	Lamp Catelog:	Test Lab:
Manufacture:	Test Machine:GON-2000	Test Date: 2021/03/15

Space ISO Illuminance Curve

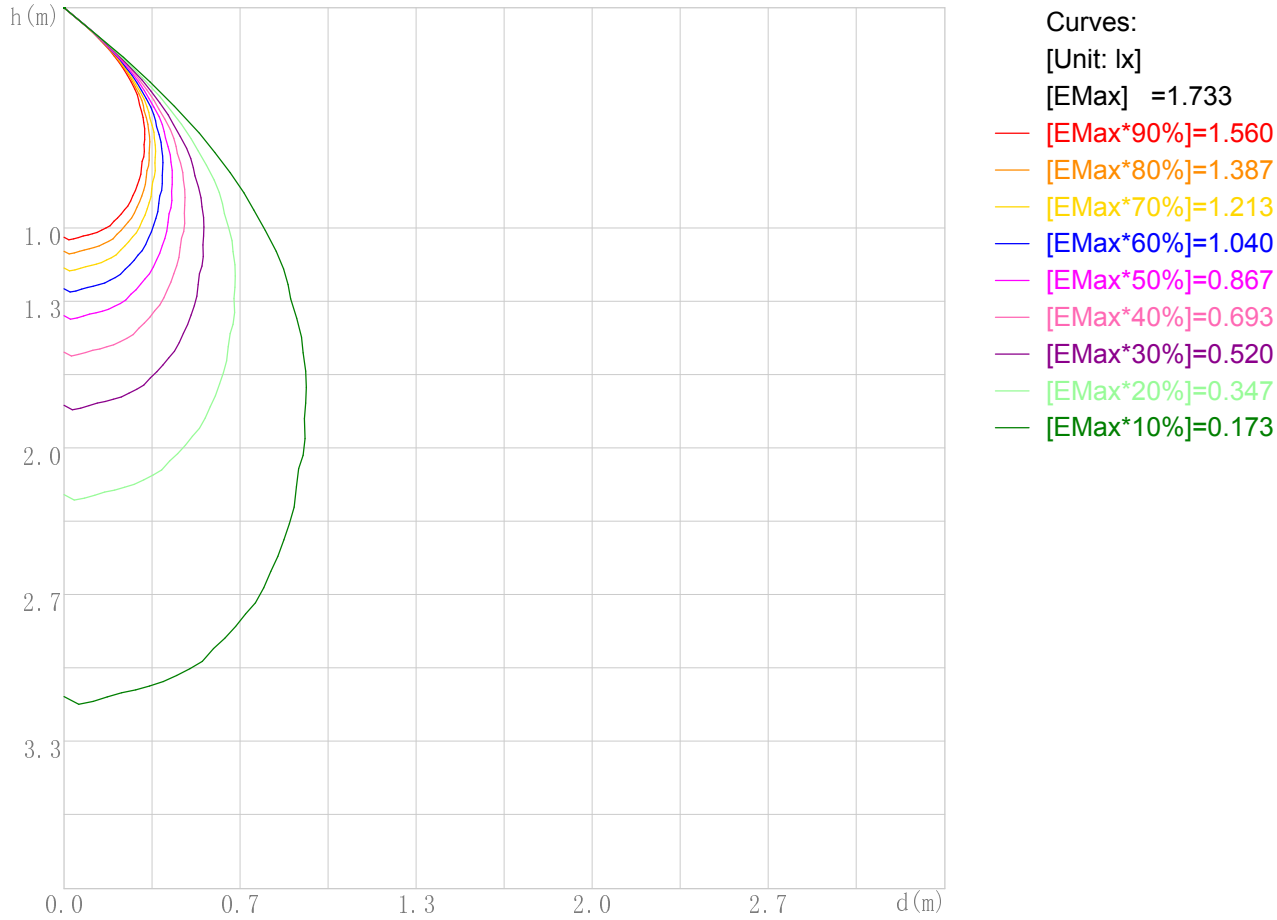

Space Plane Maximum Illuminance and @Angle:1.73lx,1.0deg
Plane Maximum Lighting Intensity and @Angle:1.734cd,0eg

IES Indoor Report
Photometric Filename:UL-3W-FX-0300-I.IES

Illuminance-Distance Diagram

Lum.Name: 55252	Lum.Catelog:	Test ID:
Lamp Name:	Lamp Catelog:	Test Lab:
Manufacture:	Test Machine:GON-2000	Test Date: 2021/03/15

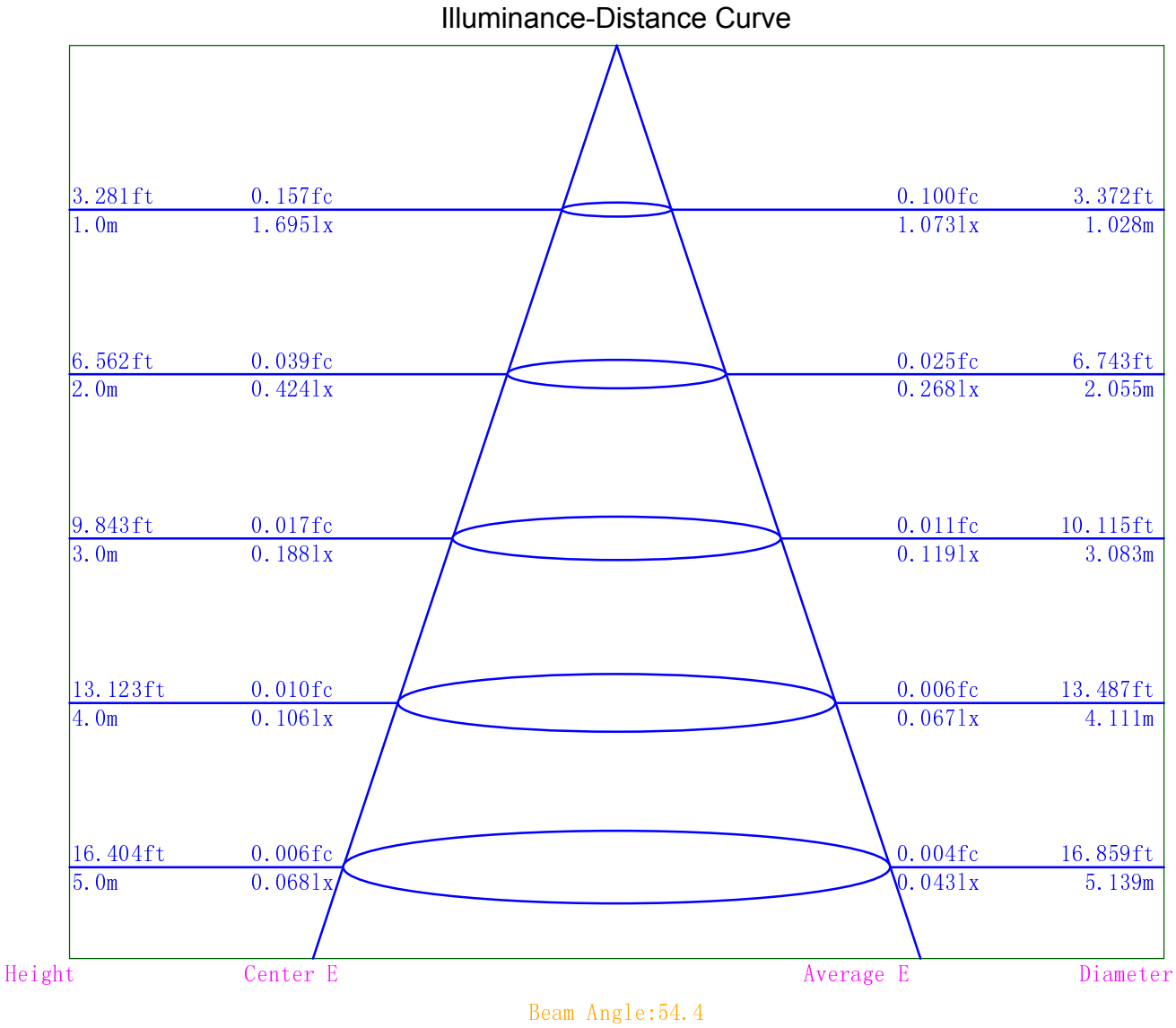

IES Indoor Report
Photometric Filename:UL-3W-FX-0300-I.IES

Indoor Luminance Limiting Curves

Lum.Name: 55252	Lum.Catelog:	Test ID:
Lamp Name:	Lamp Catelog:	Test Lab:
Manufacture:	Test Machine:GON-2000	Test Date: 2021/03/15

Glare Grade Table

GI	Quality	Using Illuminace							
1.15	A	2000	1000	500	<=300				
1.5	B		2000	1000	500	<=300			
1.85	C			2000	1000	500	<=300		
2.2	D				2000	1000	500	<=300	
2.55	E	a				2000	1000	500	<=300
			b	c	d	e	f	g	h

Luminance Table

Gama(deg)	45	50	55	60	65	70	75	80	85
C0	18	0	0	0	0	0	0	0	0
C90	22	0	0	0	0	0	0	0	0

Luminance Limiting Curve

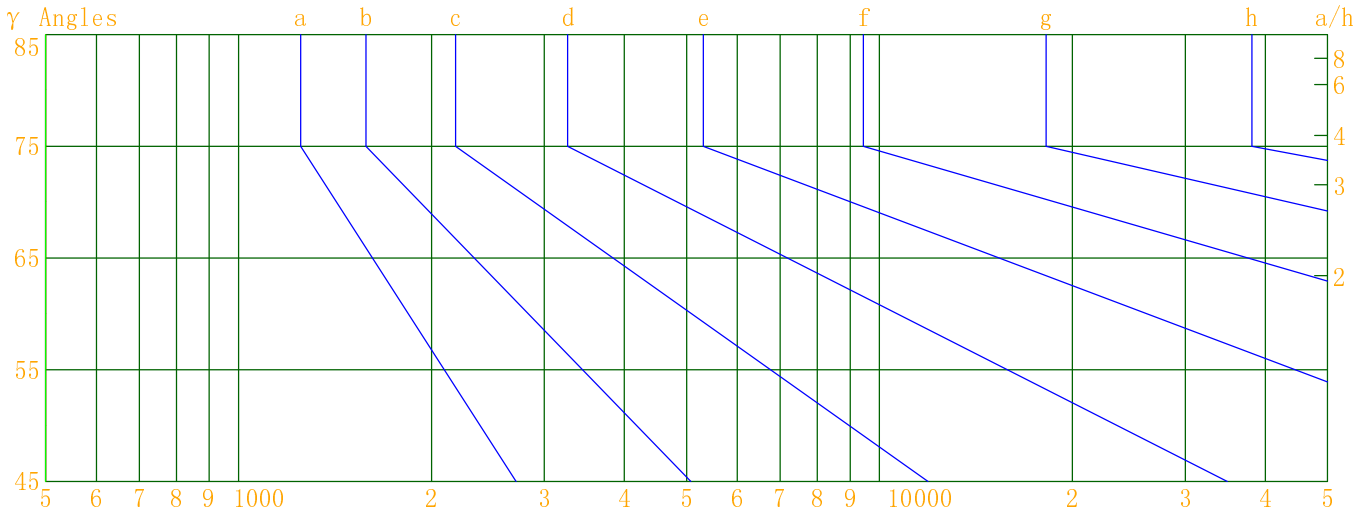

Luminous Size: Length(m)=-0.050 Width(m)=-0.050 Height(m)=0.000 Area(m^2)=0.001963

Luminous Type: Without Luminous Side

Luminous Curves: C0-C180 Color: C90-C270 Color:

IES Indoor Report
Photometric Filename:UL-3W-FX-0300-I.IES

Indoor Budgetary Estimate Table

Lum.Name: 55252	Lum.Catelog:	Test ID:
Lamp Name:	Lamp Catelog:	Test Lab:
Manufacture:	Test Machine:GON-2000	Test Date: 2021/03/15

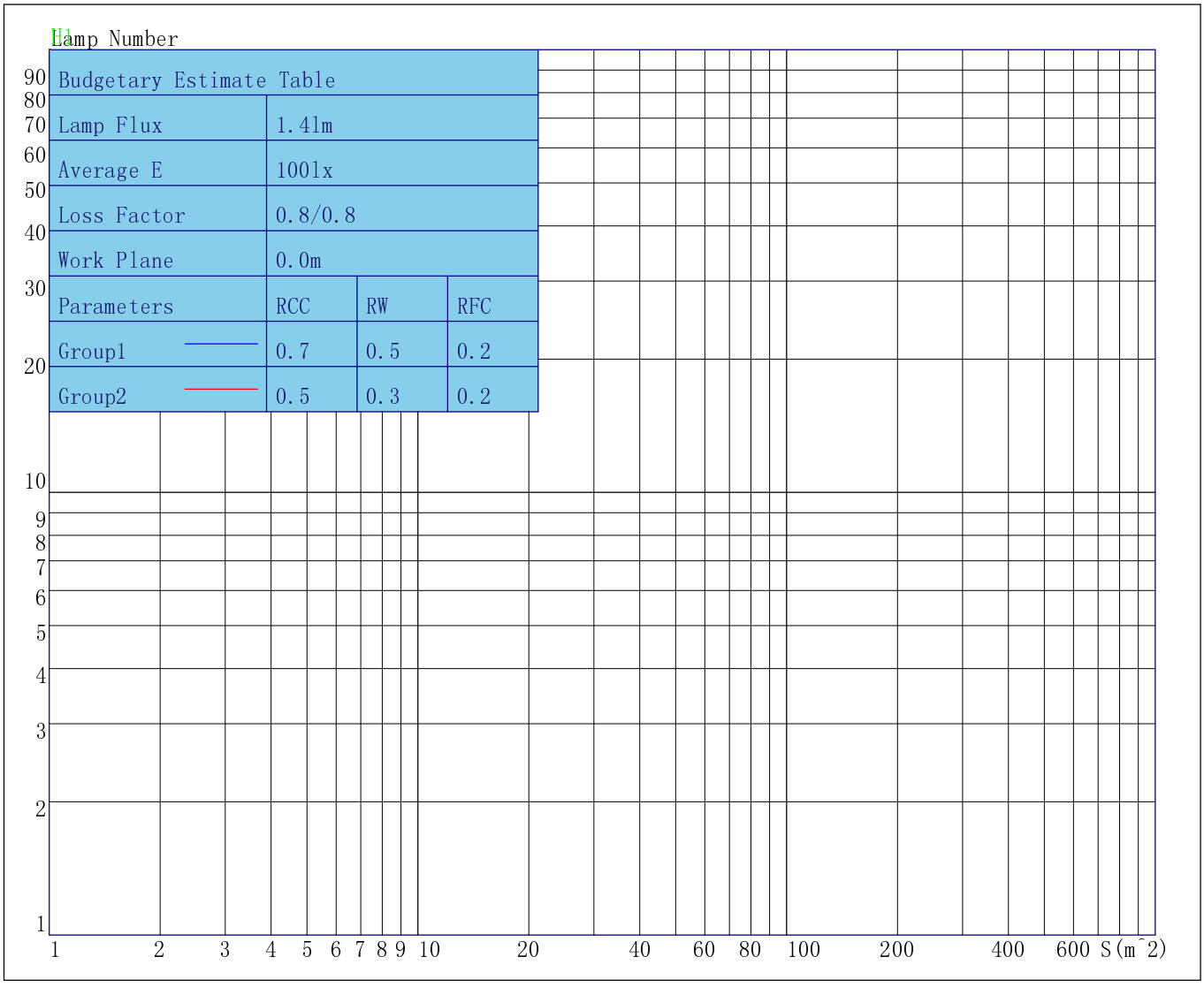

Parameters1: Rhocc = 0.7 Rhow = 0.5 Rhofc = 0.2 LLF = 0.8
Parameters2: Rhocc = 0.5 Rhow = 0.3 Rhofc = 0.2 LLF = 0.8
Average Illuminance(lx): 100 Cavity Height: H1(m) = 2

IES Indoor Report
Photometric Filename:UL-3W-FX-0300-I.IES

Indoor Coefficient of Utilization Table

Lum.Name: 55252	Lum.Catelog:	Test ID:
Lamp Name:	Lamp Catelog:	Test Lab:
Manufacture:	Test Machine:GON-2000	Test Date: 2021/03/15

Coefficients of Utilization - Zonal Cavity Method																		
Coef.	Effective Floor Cavity Reflectance RFC=0.20																	
RhoCC(%)	80				70				50			30			10			0
RhoW(%)	70	50	30	10	70	50	30	10	50	30	10	50	30	10	50	30	10	0
RCR	Coefficient of Utilization(%)																	
0	0	0	0	0	0	0	0	0	0	0	0	0	0	0	0	0	0	0
1	0	0	0	0	0	0	0	0	0	0	0	0	0	0	0	0	0	0
2	0	0	0	0	0	0	0	0	0	0	0	0	0	0	0	0	0	0
3	0	0	0	0	0	0	0	0	0	0	0	0	0	0	0	0	0	0
4	0	0	0	0	0	0	0	0	0	0	0	0	0	0	0	0	0	0
5	0	0	0	0	0	0	0	0	0	0	0	0	0	0	0	0	0	0
6	0	0	0	0	0	0	0	0	0	0	0	0	0	0	0	0	0	0
7	0	0	0	0	0	0	0	0	0	0	0	0	0	0	0	0	0	0
8	0	0	0	0	0	0	0	0	0	0	0	0	0	0	0	0	0	0
9	0	0	0	0	0	0	0	0	0	0	0	0	0	0	0	0	0	0
10	0	0	0	0	0	0	0	0	0	0	0	0	0	0	0	0	0	0

IES Indoor Report
Photometric Filename:UL-3W-FX-0300-I.IES

Unified Glare Rating Table

Lum.Name: 55252	Lum.Catelog:	Test ID:
Lamp Name:	Lamp Catelog:	Test Lab:
Manufacture:	Test Machine:GON-2000	Test Date: 2021/03/15

Unified Glare Rating Table

Ceiling RCC		0.70	0.70	0.50	0.50	0.30	0.70	0.70	0.50	0.50	0.30
Wall RW		0.50	0.30	0.50	0.30	0.30	0.50	0.30	0.50	0.30	0.30
Floor RFC		0.20	0.20	0.20	0.20	0.20	0.20	0.20	0.20	0.20	0.20
Room Size		Vewed crosswise					Vewed endwise				
X=2H	Y=2H	-0.4	-0.4	-0.4	-0.4	-0.4	1.3	1.3	1.3	1.3	1.3
	Y=3H	-0.4	-0.4	-0.4	-0.4	-0.4	1.3	1.3	1.3	1.3	1.3
	Y=4H	-0.4	-0.4	-0.4	-0.4	-0.4	1.3	1.3	1.3	1.3	1.3
	Y=6H	-0.4	-0.4	-0.4	-0.4	-0.4	1.3	1.3	1.3	1.3	1.3
	Y=8H	-0.4	-0.4	-0.4	-0.4	-0.4	1.3	1.3	1.3	1.3	1.3
	Y=12H	-0.4	-0.4	-0.4	-0.4	-0.4	1.3	1.3	1.3	1.3	1.3
X=4H	Y=2H	-0.4	-0.4	-0.4	-0.4	-0.4	1.3	1.3	1.3	1.3	1.3
	Y=3H	-0.4	-0.4	-0.4	-0.4	-0.4	1.3	1.3	1.3	1.3	1.3
	Y=4H	-0.4	-0.4	-0.4	-0.4	-0.4	1.3	1.3	1.3	1.3	1.3
	Y=6H	-0.4	-0.4	-0.4	-0.4	-0.4	1.3	1.3	1.3	1.3	1.3
	Y=8H	-0.4	-0.4	-0.4	-0.4	-0.4	1.3	1.3	1.3	1.3	1.3
	Y=12H	-0.4	-0.4	-0.4	-0.4	-0.4	1.3	1.3	1.3	1.3	1.3
X=8H	Y=4H	-0.4	-0.4	-0.4	-0.4	-0.4	1.3	1.3	1.3	1.3	1.3
	Y=6H	-0.4	-0.4	-0.4	-0.4	22.0	1.3	1.3	1.3	1.3	23.7
	Y=8H	-0.4	-0.4	-0.4	-0.4	-0.4	1.3	1.3	1.3	1.3	1.3
	Y=12H	-0.4	-0.4	-0.4	-0.4	-0.4	1.3	1.3	1.3	1.3	1.3
X=12H	Y=4H	-0.4	-0.4	-0.4	-0.4	-0.4	1.3	1.3	1.3	1.3	1.3
	Y=6H	-0.4	-0.4	-0.4	-0.4	-0.4	1.3	1.3	1.3	1.3	1.3
	Y=8H	-0.4	-0.4	-0.4	-0.4	-0.4	1.3	1.3	1.3	1.3	1.3
Variations with the objerver position at spacings											
S=1.0H		0.0/0.0					0.0/0.0				
S=1.5H		0.0/0.0					0.0/0.0				
S=2.0H		0.0/0.0					0.0/0.0				
Reduced UGR Table:											
Nordic Standard Table:		BK0					BK0				
Correction Value		0.0					0.0				

o the CIE Pub.117,data has been corrected,refers to the lamp's lumens 8.2flm.

IES Indoor Report
Photometric Filename:UL-3W-FX-0300-I.IES

Candela Tabulation

V/H	C0.0	C30.0	C60.0	C90.0	C120.0	C150.0	C180.0	C210.0	C240.0	C270.0	C300.0	C330.0
γ 0.0	1.70	1.70	1.70	1.70	1.70	1.70	1.70	1.70	1.70	1.70	1.70	1.70
γ 1.0	1.73	1.71	1.67	1.66	1.67	1.67	1.74	1.72	1.69	1.67	1.66	1.66
γ 2.0	1.72	1.71	1.67	1.66	1.67	1.67	1.74	1.72	1.69	1.67	1.66	1.65
γ 3.0	1.71	1.69	1.66	1.65	1.67	1.68	1.75	1.72	1.68	1.67	1.67	1.65
γ 4.0	1.69	1.67	1.65	1.65	1.67	1.68	1.76	1.73	1.69	1.67	1.66	1.64
γ 5.0	1.68	1.66	1.63	1.65	1.66	1.68	1.75	1.74	1.68	1.66	1.64	1.64
γ 6.0	1.67	1.64	1.63	1.63	1.67	1.68	1.75	1.72	1.68	1.65	1.65	1.61
γ 7.0	1.66	1.62	1.62	1.63	1.67	1.69	1.77	1.73	1.69	1.65	1.63	1.61
γ 8.0	1.64	1.60	1.59	1.62	1.66	1.69	1.75	1.72	1.67	1.65	1.61	1.58
γ 9.0	1.62	1.57	1.57	1.60	1.65	1.70	1.74	1.70	1.66	1.64	1.62	1.56
γ 10.0	1.60	1.54	1.54	1.57	1.63	1.68	1.72	1.69	1.65	1.62	1.59	1.54
γ 11.0	1.55	1.50	1.49	1.54	1.61	1.67	1.70	1.67	1.62	1.60	1.57	1.51
γ 12.0	1.52	1.47	1.46	1.52	1.59	1.65	1.68	1.65	1.60	1.57	1.55	1.49
γ 13.0	1.48	1.42	1.42	1.48	1.56	1.62	1.65	1.61	1.57	1.54	1.52	1.44
γ 14.0	1.44	1.37	1.37	1.43	1.53	1.60	1.61	1.57	1.52	1.52	1.49	1.41
γ 15.0	1.40	1.31	1.32	1.39	1.51	1.56	1.57	1.53	1.48	1.48	1.45	1.37
γ 16.0	1.35	1.27	1.27	1.34	1.47	1.53	1.54	1.48	1.44	1.44	1.42	1.33
γ 17.0	1.30	1.22	1.21	1.30	1.43	1.49	1.49	1.43	1.38	1.39	1.39	1.29
γ 18.0	1.25	1.17	1.16	1.26	1.39	1.46	1.45	1.38	1.34	1.35	1.34	1.25
γ 19.0	1.20	1.12	1.11	1.21	1.36	1.43	1.40	1.33	1.29	1.31	1.29	1.20
γ 20.0	1.15	1.07	1.05	1.17	1.33	1.39	1.35	1.27	1.23	1.25	1.25	1.15
γ 21.0	1.10	1.01	0.99	1.11	1.27	1.36	1.29	1.23	1.17	1.21	1.20	1.10
γ 22.0	1.03	0.96	0.95	1.07	1.23	1.31	1.26	1.15	1.12	1.15	1.15	1.06
γ 23.0	0.97	0.91	0.89	1.01	1.19	1.27	1.20	1.10	1.04	1.10	1.11	1.01
γ 24.0	0.94	0.86	0.83	0.97	1.14	1.24	1.15	1.04	1.00	1.05	1.07	0.98
γ 25.0	0.89	0.82	0.79	0.92	1.11	1.19	1.09	0.99	0.93	1.01	1.01	0.91
γ 26.0	0.83	0.76	0.74	0.88	1.06	1.15	1.03	0.94	0.88	0.96	0.97	0.88
γ 27.0	0.79	0.72	0.69	0.84	1.02	1.11	1.00	0.88	0.82	0.92	0.91	0.84
γ 28.0	0.75	0.68	0.64	0.80	0.97	1.06	0.94	0.81	0.76	0.87	0.88	0.80
γ 29.0	0.70	0.63	0.60	0.75	0.93	1.03	0.90	0.78	0.70	0.82	0.84	0.76
γ 30.0	0.65	0.59	0.55	0.71	0.89	0.98	0.84	0.72	0.64	0.78	0.80	0.71
γ 31.0	0.62	0.54	0.50	0.66	0.85	0.94	0.79	0.67	0.60	0.73	0.75	0.67
γ 32.0	0.56	0.50	0.46	0.62	0.80	0.89	0.74	0.62	0.54	0.68	0.70	0.63
γ 33.0	0.51	0.45	0.41	0.58	0.75	0.85	0.68	0.57	0.50	0.63	0.65	0.59
γ 34.0	0.48	0.39	0.36	0.53	0.71	0.81	0.63	0.52	0.44	0.58	0.61	0.53
γ 35.0	0.44	0.36	0.33	0.48	0.69	0.76	0.60	0.47	0.39	0.53	0.58	0.50
γ 36.0	0.40	0.32	0.28	0.44	0.64	0.72	0.55	0.42	0.34	0.51	0.53	0.46
γ 37.0	0.35	0.27	0.24	0.40	0.58	0.67	0.50	0.38	0.29	0.46	0.49	0.42
γ 38.0	0.30	0.23	0.20	0.35	0.55	0.64	0.44	0.32	0.25	0.42	0.45	0.38
γ 39.0	0.26	0.20	0.15	0.31	0.50	0.59	0.42	0.29	0.22	0.38	0.40	0.34
γ 40.0	0.22	0.14	0.12	0.25	0.46	0.57	0.37	0.25	0.17	0.34	0.37	0.30
γ 41.0	0.17	0.10	0.08	0.21	0.41	0.52	0.34	0.20	0.15	0.32	0.34	0.25
γ 42.0	0.14	0.06	0.03	0.16	0.37	0.47	0.31	0.17	0.13	0.29	0.30	0.22
γ 43.0	0.09	0.02	0.00	0.12	0.32	0.41	0.25	0.13	0.09	0.26	0.27	0.16
γ 44.0	0.05	0.00	0.00	0.07	0.26	0.34	0.18	0.11	0.04	0.20	0.22	0.10
γ 45.0	0.03	0.00	0.00	0.03	0.19	0.28	0.11	0.06	0.00	0.10	0.14	0.04
γ 46.0	0.00	0.00	0.00	0.00	0.14	0.20	0.04	0.00	0.00	0.03	0.08	0.00

Candela Tabulation - (Cont.)

V/H	C0.0	C30.0	C60.0	C90.0	C120.0	C150.0	C180.0	C210.0	C240.0	C270.0	C300.0	C330.0
γ 47.0	0.00	0.00	0.00	0.00	0.08	0.15	0.00	0.00	0.00	0.00	0.01	0.00
γ 48.0	0.00	0.00	0.00	0.00	0.04	0.10	0.00	0.00	0.00	0.00	0.00	0.00
γ 49.0	0.00	0.00	0.00	0.00	0.02	0.04	0.00	0.00	0.00	0.00	0.00	0.00
γ 50.0	0.00	0.00	0.00	0.00	0.00	0.01	0.00	0.00	0.00	0.00	0.00	0.00
γ 51.0	0.00	0.00	0.00	0.00	0.00	0.00	0.00	0.00	0.00	0.00	0.00	0.00
γ 52.0	0.00	0.00	0.00	0.00	0.00	0.00	0.00	0.00	0.00	0.00	0.00	0.00
γ 53.0	0.00	0.00	0.00	0.00	0.00	0.00	0.00	0.00	0.00	0.00	0.00	0.00
γ 54.0	0.00	0.00	0.00	0.00	0.00	0.00	0.00	0.00	0.00	0.00	0.00	0.00
γ 55.0	0.00	0.00	0.00	0.00	0.00	0.00	0.00	0.00	0.00	0.00	0.00	0.00
γ 56.0	0.00	0.00	0.00	0.00	0.00	0.00	0.00	0.00	0.00	0.00	0.00	0.00
γ 57.0	0.00	0.00	0.00	0.00	0.00	0.00	0.00	0.00	0.00	0.00	0.00	0.00
γ 58.0	0.00	0.00	0.00	0.00	0.00	0.00	0.00	0.00	0.00	0.00	0.00	0.00
γ 59.0	0.00	0.00	0.00	0.00	0.00	0.00	0.00	0.00	0.00	0.00	0.00	0.00
γ 60.0	0.00	0.00	0.00	0.00	0.00	0.00	0.00	0.00	0.00	0.00	0.00	0.00
γ 61.0	0.00	0.00	0.00	0.00	0.00	0.00	0.00	0.00	0.00	0.00	0.00	0.00
γ 62.0	0.00	0.00	0.00	0.00	0.00	0.00	0.00	0.00	0.00	0.00	0.00	0.00
γ 63.0	0.00	0.00	0.00	0.00	0.00	0.00	0.00	0.00	0.00	0.00	0.00	0.00
γ 64.0	0.00	0.00	0.00	0.00	0.00	0.00	0.00	0.00	0.00	0.00	0.00	0.00
γ 65.0	0.00	0.00	0.00	0.00	0.00	0.00	0.00	0.00	0.00	0.00	0.00	0.00
γ 66.0	0.00	0.00	0.00	0.00	0.00	0.00	0.00	0.00	0.00	0.00	0.00	0.00
γ 67.0	0.00	0.00	0.00	0.00	0.00	0.00	0.00	0.00	0.00	0.00	0.00	0.00
γ 68.0	0.00	0.00	0.00	0.00	0.00	0.00	0.00	0.00	0.00	0.00	0.00	0.00
γ 69.0	0.00	0.00	0.00	0.00	0.00	0.00	0.00	0.00	0.00	0.00	0.00	0.00
γ 70.0	0.00	0.00	0.00	0.00	0.00	0.00	0.00	0.00	0.00	0.00	0.00	0.00
γ 71.0	0.00	0.00	0.00	0.00	0.00	0.00	0.00	0.00	0.00	0.00	0.00	0.00
γ 72.0	0.00	0.00	0.00	0.00	0.00	0.00	0.00	0.00	0.00	0.00	0.00	0.00
γ 73.0	0.00	0.00	0.00	0.00	0.00	0.00	0.00	0.00	0.00	0.00	0.00	0.00
γ 74.0	0.00	0.00	0.00	0.00	0.00	0.00	0.00	0.00	0.00	0.00	0.00	0.00
γ 75.0	0.00	0.00	0.00	0.00	0.00	0.00	0.00	0.00	0.00	0.00	0.00	0.00
γ 76.0	0.00	0.00	0.00	0.00	0.00	0.00	0.00	0.00	0.00	0.00	0.00	0.00
γ 77.0	0.00	0.00	0.00	0.00	0.00	0.00	0.00	0.00	0.00	0.00	0.00	0.00
γ 78.0	0.00	0.00	0.00	0.00	0.00	0.00	0.00	0.00	0.00	0.00	0.00	0.00
γ 79.0	0.00	0.00	0.00	0.00	0.00	0.00	0.00	0.00	0.00	0.00	0.00	0.00
γ 80.0	0.00	0.00	0.00	0.00	0.00	0.00	0.00	0.00	0.00	0.00	0.00	0.00
γ 81.0	0.00	0.00	0.00	0.00	0.00	0.00	0.00	0.00	0.00	0.00	0.00	0.00
γ 82.0	0.00	0.00	0.00	0.00	0.00	0.00	0.00	0.00	0.00	0.00	0.00	0.00
γ 83.0	0.00	0.00	0.00	0.00	0.00	0.00	0.00	0.00	0.00	0.00	0.00	0.00
γ 84.0	0.00	0.00	0.00	0.00	0.00	0.00	0.00	0.00	0.00	0.00	0.00	0.00
γ 85.0	0.00	0.00	0.00	0.00	0.00	0.00	0.00	0.00	0.00	0.00	0.00	0.00
γ 86.0	0.00	0.00	0.00	0.00	0.00	0.00	0.00	0.00	0.00	0.00	0.00	0.00
γ 87.0	0.00	0.00	0.00	0.00	0.00	0.00	0.00	0.00	0.00	0.00	0.00	0.00
γ 88.0	0.00	0.00	0.00	0.00	0.00	0.00	0.00	0.00	0.00	0.00	0.00	0.00
γ 89.0	0.00	0.00	0.00	0.00	0.00	0.00	0.00	0.00	0.00	0.00	0.00	0.00
γ 90.0	0.00	0.00	0.00	0.00	0.00	0.00	0.00	0.00	0.00	0.00	0.00	0.00
γ 91.0	0.00	0.00	0.00	0.00	0.00	0.00	0.00	0.00	0.00	0.00	0.00	0.00
γ 92.0	0.00	0.00	0.00	0.00	0.00	0.00	0.00	0.00	0.00	0.00	0.00	0.00
γ 93.0	0.00	0.00	0.00	0.00	0.00	0.00	0.00	0.00	0.00	0.00	0.00	0.00

IES Indoor Report
Photometric Filename:UL-3W-FX-0300-I.IES

Candela Tabulation - (Cont.)

V/H	C0.0	C30.0	C60.0	C90.0	C120.0	C150.0	C180.0	C210.0	C240.0	C270.0	C300.0	C330.0
γ 94.0	0.00	0.00	0.00	0.00	0.00	0.00	0.00	0.00	0.00	0.00	0.00	0.00
γ 95.0	0.00	0.00	0.00	0.00	0.00	0.00	0.00	0.00	0.00	0.00	0.00	0.00
γ 96.0	0.00	0.00	0.00	0.00	0.00	0.00	0.00	0.00	0.00	0.00	0.00	0.00
γ 97.0	0.00	0.00	0.00	0.00	0.00	0.00	0.00	0.00	0.00	0.00	0.00	0.00
γ 98.0	0.00	0.00	0.00	0.00	0.00	0.00	0.00	0.00	0.00	0.00	0.00	0.00
γ 99.0	0.00	0.00	0.00	0.00	0.00	0.00	0.00	0.00	0.00	0.00	0.00	0.00
γ 100.0	0.00	0.00	0.00	0.00	0.00	0.00	0.00	0.00	0.00	0.00	0.00	0.00
γ 101.0	0.00	0.00	0.00	0.00	0.00	0.00	0.00	0.00	0.00	0.00	0.00	0.00
γ 102.0	0.00	0.00	0.00	0.00	0.00	0.00	0.00	0.00	0.00	0.00	0.00	0.00
γ 103.0	0.00	0.00	0.00	0.00	0.00	0.00	0.00	0.00	0.00	0.00	0.00	0.00
γ 104.0	0.00	0.00	0.00	0.00	0.00	0.00	0.00	0.00	0.00	0.00	0.00	0.00
γ 105.0	0.00	0.00	0.00	0.00	0.00	0.00	0.00	0.00	0.00	0.00	0.00	0.00
γ 106.0	0.00	0.00	0.00	0.00	0.00	0.00	0.00	0.00	0.00	0.00	0.00	0.00
γ 107.0	0.00	0.00	0.00	0.00	0.00	0.00	0.00	0.00	0.00	0.00	0.00	0.00
γ 108.0	0.00	0.00	0.00	0.00	0.00	0.00	0.00	0.00	0.00	0.00	0.00	0.00
γ 109.0	0.00	0.00	0.00	0.00	0.00	0.00	0.00	0.00	0.00	0.00	0.00	0.00
γ 110.0	0.00	0.00	0.00	0.00	0.00	0.00	0.00	0.00	0.00	0.00	0.00	0.00
γ 111.0	0.00	0.00	0.00	0.00	0.00	0.00	0.00	0.00	0.00	0.00	0.00	0.00
γ 112.0	0.00	0.00	0.00	0.00	0.00	0.00	0.00	0.00	0.00	0.00	0.00	0.00
γ 113.0	0.00	0.00	0.00	0.00	0.00	0.00	0.00	0.00	0.00	0.00	0.00	0.00
γ 114.0	0.00	0.00	0.00	0.00	0.00	0.00	0.00	0.00	0.00	0.00	0.00	0.00
γ 115.0	0.00	0.00	0.00	0.00	0.00	0.00	0.00	0.00	0.00	0.00	0.00	0.00
γ 116.0	0.00	0.00	0.00	0.00	0.00	0.00	0.00	0.00	0.00	0.00	0.00	0.00
γ 117.0	0.00	0.00	0.00	0.00	0.00	0.00	0.00	0.00	0.00	0.00	0.00	0.00
γ 118.0	0.00	0.00	0.00	0.00	0.00	0.00	0.00	0.00	0.00	0.00	0.00	0.00
γ 119.0	0.00	0.00	0.00	0.00	0.00	0.00	0.00	0.00	0.00	0.00	0.00	0.00
γ 120.0	0.00	0.00	0.00	0.00	0.00	0.00	0.00	0.00	0.00	0.00	0.00	0.00
γ 121.0	0.00	0.00	0.00	0.00	0.00	0.00	0.00	0.00	0.00	0.00	0.00	0.00
γ 122.0	0.00	0.00	0.00	0.00	0.00	0.00	0.00	0.00	0.00	0.00	0.00	0.00
γ 123.0	0.00	0.00	0.00	0.00	0.00	0.00	0.00	0.00	0.00	0.00	0.00	0.00
γ 124.0	0.00	0.00	0.00	0.00	0.00	0.00	0.00	0.00	0.00	0.00	0.00	0.00
γ 125.0	0.00	0.00	0.00	0.00	0.00	0.00	0.00	0.00	0.00	0.00	0.00	0.00
γ 126.0	0.00	0.00	0.00	0.00	0.00	0.00	0.00	0.00	0.00	0.00	0.00	0.00
γ 127.0	0.00	0.00	0.00	0.00	0.00	0.00	0.00	0.00	0.00	0.00	0.00	0.00
γ 128.0	0.00	0.00	0.00	0.00	0.00	0.00	0.00	0.00	0.00	0.00	0.00	0.00
γ 129.0	0.00	0.00	0.00	0.00	0.00	0.00	0.00	0.00	0.00	0.00	0.00	0.00
γ 130.0	0.00	0.00	0.00	0.00	0.00	0.00	0.00	0.00	0.00	0.00	0.00	0.00
γ 131.0	0.00	0.00	0.00	0.00	0.00	0.00	0.00	0.00	0.00	0.00	0.00	0.00
γ 132.0	0.00	0.00	0.00	0.00	0.00	0.00	0.00	0.00	0.00	0.00	0.00	0.00
γ 133.0	0.00	0.00	0.00	0.00	0.00	0.00	0.00	0.00	0.00	0.00	0.00	0.00
γ 134.0	0.00	0.00	0.00	0.00	0.00	0.00	0.00	0.00	0.00	0.00	0.00	0.00
γ 135.0	0.00	0.00	0.00	0.00	0.00	0.00	0.00	0.00	0.00	0.00	0.00	0.00
γ 136.0	0.00	0.00	0.00	0.00	0.00	0.00	0.00	0.00	0.00	0.00	0.00	0.00
γ 137.0	0.00	0.00	0.00	0.00	0.00	0.00	0.00	0.00	0.00	0.00	0.00	0.00
γ 138.0	0.00	0.00	0.00	0.00	0.00	0.00	0.00	0.00	0.00	0.00	0.00	0.00
γ 139.0	0.00	0.00	0.00	0.00	0.00	0.00	0.00	0.00	0.00	0.00	0.00	0.00
γ 140.0	0.00	0.00	0.00	0.00	0.00	0.00	0.00	0.00	0.00	0.00	0.00	0.00

IES Indoor Report
Photometric Filename:UL-3W-FX-0300-I.IES

Candela Tabulation - (Cont.)

V/H	C0.0	C30.0	C60.0	C90.0	C120.0	C150.0	C180.0	C210.0	C240.0	C270.0	C300.0	C330.0
γ 141.0	0.00	0.00	0.00	0.00	0.00	0.00	0.00	0.00	0.00	0.00	0.00	0.00
γ 142.0	0.00	0.00	0.00	0.00	0.00	0.00	0.00	0.00	0.00	0.00	0.00	0.00
γ 143.0	0.00	0.00	0.00	0.00	0.00	0.00	0.00	0.00	0.00	0.00	0.00	0.00
γ 144.0	0.00	0.00	0.00	0.00	0.00	0.00	0.00	0.00	0.00	0.00	0.00	0.00
γ 145.0	0.00	0.00	0.00	0.00	0.00	0.00	0.00	0.00	0.00	0.00	0.00	0.00
γ 146.0	0.00	0.00	0.00	0.00	0.00	0.00	0.00	0.00	0.00	0.00	0.00	0.00
γ 147.0	0.00	0.00	0.00	0.00	0.00	0.00	0.00	0.00	0.00	0.00	0.00	0.00
γ 148.0	0.00	0.00	0.00	0.00	0.00	0.00	0.00	0.00	0.00	0.00	0.00	0.00
γ 149.0	0.00	0.00	0.00	0.00	0.00	0.00	0.00	0.00	0.00	0.00	0.00	0.00
γ 150.0	0.00	0.00	0.00	0.00	0.00	0.00	0.00	0.00	0.00	0.00	0.00	0.00
γ 151.0	0.00	0.00	0.00	0.00	0.00	0.00	0.00	0.00	0.00	0.00	0.00	0.00
γ 152.0	0.00	0.00	0.00	0.00	0.00	0.00	0.00	0.00	0.00	0.00	0.00	0.00
γ 153.0	0.00	0.00	0.00	0.00	0.00	0.00	0.00	0.00	0.00	0.00	0.00	0.00
γ 154.0	0.00	0.00	0.00	0.00	0.00	0.00	0.00	0.00	0.00	0.00	0.00	0.00
γ 155.0	0.00	0.00	0.00	0.00	0.00	0.00	0.00	0.00	0.00	0.00	0.00	0.00
γ 156.0	0.00	0.00	0.00	0.00	0.00	0.00	0.00	0.00	0.00	0.00	0.00	0.00
γ 157.0	0.00	0.00	0.00	0.00	0.00	0.00	0.00	0.00	0.00	0.00	0.00	0.00
γ 158.0	0.00	0.00	0.00	0.00	0.00	0.00	0.00	0.00	0.00	0.00	0.00	0.00
γ 159.0	0.00	0.00	0.00	0.00	0.00	0.00	0.00	0.00	0.00	0.00	0.00	0.00
γ 160.0	0.00	0.00	0.00	0.00	0.00	0.00	0.00	0.00	0.00	0.00	0.00	0.00
γ 161.0	0.00	0.00	0.00	0.00	0.00	0.00	0.00	0.00	0.00	0.00	0.00	0.00
γ 162.0	0.00	0.00	0.00	0.00	0.00	0.00	0.00	0.00	0.00	0.00	0.00	0.00
γ 163.0	0.00	0.00	0.00	0.00	0.00	0.00	0.00	0.00	0.00	0.00	0.00	0.00
γ 164.0	0.00	0.00	0.00	0.00	0.00	0.00	0.00	0.00	0.00	0.00	0.00	0.00
γ 165.0	0.00	0.00	0.00	0.00	0.00	0.00	0.00	0.00	0.00	0.00	0.00	0.00
γ 166.0	0.00	0.00	0.00	0.00	0.00	0.00	0.00	0.00	0.00	0.00	0.00	0.00
γ 167.0	0.00	0.00	0.00	0.00	0.00	0.00	0.00	0.00	0.00	0.00	0.00	0.00
γ 168.0	0.00	0.00	0.00	0.00	0.00	0.00	0.00	0.00	0.00	0.00	0.00	0.00
γ 169.0	0.00	0.00	0.00	0.00	0.00	0.00	0.00	0.00	0.00	0.00	0.00	0.00
γ 170.0	0.00	0.00	0.00	0.00	0.00	0.00	0.00	0.00	0.00	0.00	0.00	0.00
γ 171.0	0.00	0.00	0.00	0.00	0.00	0.00	0.00	0.00	0.00	0.00	0.00	0.00
γ 172.0	0.00	0.00	0.00	0.00	0.00	0.00	0.00	0.00	0.00	0.00	0.00	0.00
γ 173.0	0.00	0.00	0.00	0.00	0.00	0.00	0.00	0.00	0.00	0.00	0.00	0.00
γ 174.0	0.00	0.00	0.00	0.00	0.00	0.00	0.00	0.00	0.00	0.00	0.00	0.00
γ 175.0	0.00	0.00	0.00	0.00	0.00	0.00	0.00	0.00	0.00	0.00	0.00	0.00
γ 176.0	0.00	0.00	0.00	0.00	0.00	0.00	0.00	0.00	0.00	0.00	0.00	0.00
γ 177.0	0.00	0.00	0.00	0.00	0.00	0.00	0.00	0.00	0.00	0.00	0.00	0.00
γ 178.0	0.00	0.00	0.00	0.00	0.00	0.00	0.00	0.00	0.00	0.00	0.00	0.00
γ 179.0	0.00	0.00	0.00	0.00	0.00	0.00	0.00	0.00	0.00	0.00	0.00	0.00
γ 180.0	0.00	0.00	0.00	0.00	0.00	0.00	0.00	0.00	0.00	0.00	0.00	0.00